

**The EEOS APRIL  
2018 Newsletter**

The goal of our society is to educate ourselves and the general public in the classification, evolution and propagation, culture, care, and development of the cultural and economic importance of orchids; and to support the conservation of this fascinating group of plants. Membership is open to anyone who is interested in the objectives, aims, and purposes of the EEOS, Inc.

The East Everglades Orchid Society meets on the FOURTH TUESDAY of each month with Judging at 7:30 PM and orchid related talk held at 8:00 PM

Meeting place: University of Florida Miami-Dade Extension Bldg. at

18710 SW 288th St

Homestead, Fl

Visitors are always welcome.

Visit us at our Website at [www.orchidseeos.com](http://www.orchidseeos.com)

East Everglades Orchid Society  
**The Orchid Column**



**Next Meeting**

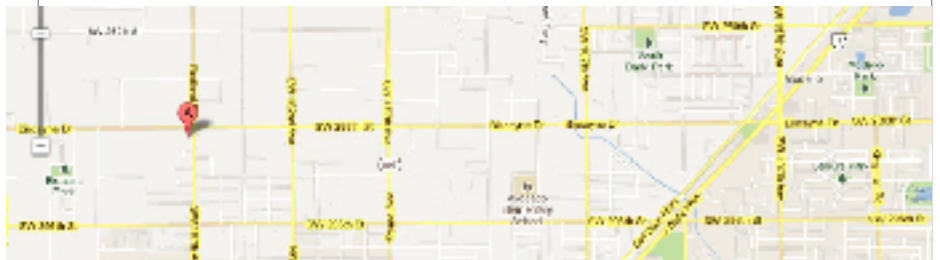
**Tuesday, April 24th, 2018 at 7:00pm**

**“AOS JUDGING”**

**By**

**American Orchid Society  
Judges**

**OUR MEETING PLACE:**



**18710 SW 288th St**

## April President's Letter

*April weather, rain and sunshine both together.*

*An English Country Saying*

Welcome to April's newsletter.

I would like to thank C.Ochoa for bringing us last month's speaker, Luis Hamilton Lima. The presentation on bifoliate cattleya species of Brazil was beautiful as well as informative.

This month we will have an AOS judging of our members blooming orchids. If you need to review preparing your orchids for this event please refer to last month's newsletter for David's guidelines. I hope everyone is as excited as I am to have this opportunity to observe experienced judges evaluate your plants.

Congratulations to the Pan American Orchid Society for their second annual show at RF Gardens this coming weekend.

Next month May 18 - 20, the Redland International Orchid Festival will be at the Fruit and Spice Park just down the street from our meeting venue on 248<sup>th</sup> street and 187<sup>th</sup> ave. Several of our members will be volunteering, along with other orchid societies, to help make this an outstanding event for all of us to enjoy. Here is another opportunity for you to bring your blooming orchids to the show tent on Thursday May 17<sup>th</sup> from noon to 3:pm. for judging. AOS judging will begin at 3PM.

Remember our meeting on May 22<sup>nd</sup> will be our annual auction so save some money for this event!

Last month I was preparing to start re-potting my orchids. This month I will be writing about re-potting your phalaenopsis orchids. When repotting orchids it is

important to know their growth pattern. Phalaenopsis or Phals are monopodial with a main stem that grows upward from a single point. New leaves are produced every year at the top of the main stem. The flowers are produced from the leaf axil at the main stem. There are two guidelines for when to repot Phals. First when the lower leaves die or second when the media begins to decompose and compact. The general rule is to repot at least every two years after flowering and when new growth appears. The exception would be if you see signs of stress in the plant. You can repot spring through fall. Having already prepared your potting table with supplies you are now going to remove your Phal from the pot. Secret word for April is culture. Grab the plant by the stem and gently remove it from the pot. If the plant is root bound you may have to break the pot to prevent damage. Once your plant is out of its pot you will gently remove as much of the old medium as possible by shaking and picking out the pieces of medium. You can also wash the medium off the roots with tepid water (never cold as this will stress the plant). Be careful not to damage plant tissue. DO NOT reuse potting mix. Next, remove any dead or dying leaves and any dead tissue on the stem. You will need to remove all dead bloom stalks. Now using a disinfected clipper or razor blade, cut off all dead tissue from the roots. How do you know if it is dead or not? Dead roots are hollow when squeezed or look wiry. Live roots are solid. Remove any of the stem extending below the roots. Now you are ready to put your Phal into its new pot. First put a thin layer of potting mix on the bottom of the pot. Next, keeping the plant centered, gently place the roots in the pot. Align the roots and slide them down into the pot until the base of the bottom

leaf is slightly above the rim of the pot. Gently place potting medium into the air spaces around the roots making sure not to leave air pockets. Continue to push medium around the roots until it is just below the lower leaves.

Once your orchid is firmly in the pot, prepare a new label. A hint is to mark on the label the month and year you repotted. Some hobbyists also mark the date it last bloomed. Loosely attach the label to the plant or insert it along the inside rim of the pot. Never discard the original label. Be sure to thoroughly water the plant after repotting using tepid (room temperature) water.

*María*

*PS. Last month no one found the secret word in my letter. I hope someone finds it this month. If you find the secret word and are one of the first 10 people to tell Cherrí the correct word you will receive one raffle ticket.*

*(Thanks to the Missouri Botanical Garden and Just Ice Orchids for references)*



**Don't forget to look for the  
Secret Word**

## March 2018 Judging Results

This must be the month of the Dendrobiums. Our judges looked at more Dendrobiums than they've seen in a long time. They also awarded 3 of them for the **Culture Award**.

*Dendrobium Jairak Spin x Den. helix* brought in by **Rossy Ochoa**, received a Culture Award. This large orchid had 11 inflorescences supporting 275 flowers and 58 buds. **Rossy** also received Culture for a *Dendrobium mirbelianum x Den. strebloceras*, with 7 inflorescences supporting 126 flowers. Both orchids were large, well-grown, very clean and healthy. **Rene' Izquierdo** received a Culture award for a *Dendrobium canaliculatum* grown on a tree fern plaque. This well-grown orchid had 12 inflorescences displaying 288 flowers and 30 buds. **David Schaffter** received Culture for a large, potted *Maxillaria tenebrosa* with 112 flowers. Congratulations, members, for sharing your beautiful orchids with our society.

April is just around the corner and you know what that means. **Time to Repot!** You can reuse your old ceramic pots by soaking them in a bucket of water with a 10-20% Chlorine or clorox mix for a few days. A stiff toilet brush is a good scrubber to remove old, dead roots. Make sure you rinse thoroughly after cleaning. They should soak in clean water for a few days to remove the chlorine. Look for new "eyes" or buds forming on your Cattleyas. You can repot those, especially if they already bloomed. Start rounding up your potting mixes, new baskets, tree fern or whatever your favorite potting medium you like to use.

### Vandaceous Group: 7 entries

<b>1st</b>	V. Burning Sands	Rene' Izquierdo
<b>1st</b>	V. Fuchs Ruby	Chris Houk
<b>1st</b>	V. insignis x V. brunnea	Rene' Izquierdo
<b>1st</b>	Vf. White Crane	Rene' Izquierdo
<b>1st</b>	Rhrds. (Rhynirides) Aenides	Rene' Izquierdo
<b>1st</b>	V. ampullaceum	Don Bourgoin
<b>3rd</b>	V. ampullaceum	Rene' Izquierdo

### Cattleya Group: 1 entry

<b>1st</b>	Myc. Keith Goldson	Rossy Ochoa
------------	--------------------	-------------

### Dendrobium Group: 11 entries

<b>1st</b>	Den. Jairak Spin x Den. helix (culture)	Rossy Ochoa
<b>1st</b>	Den. mirbelianum x strebloceras (culture)	Rossy Ochoa
<b>1st</b>	Den. canaliculatum (culture)	Rene' Izquierdo

<b>1st</b>	Den. Fire Wings	Rossy Ochoa
<b>1st</b>	Den. Enobi Purple Splash	Christa Collins
<b>1st</b>	Den. spectable	Lynn Corson
<b>1st</b>	Den. Lorie Mortimer	Rossy Ochoa
<b>1st</b>	Den. anosmum	Christa Collins
<b>1st</b>	Den. Jacquelyn Thomas	Chris Houk
<b>2nd</b>	Den. faciferum	Rene' Izquierdo
<b>3rd</b>	Den canaliculatum	Don Bourgain

**Phalaenopsis Group: 2 entries**

<b>1st</b>	Phal. Liodoro	Christa Collins
<b>1st</b>	Phal. K S Happy Eagle	Don Bourgain

**Paphiopedilums Group: 2 entries**

<b>1st</b>	Paph. lowii	Lynn Corson
<b>1st</b>	Paph. concolor	Don Bourgain

**Other Species Group: 1 entry**

<b>1st</b>	Maxillaria tenebrosa (culture)	David Schaffter
------------	--------------------------------	-----------------

**East Everglades Orchid Society** thanks **David Schaffter, Erna Maxwell, Lynn Corson, and Eddy Rodriguez** for judging the members' orchids. Photo Credits: **Cherri Price**



# ORCHIDS AT THE MARCH MEETING









Den. Jarak Spin x Den. helix



Culture winner Dendrobium corallicutatum by Maria C. Inguarido



Reasy Ochoa with culture win for Den. Jarak Spin x Den. helix



1st Den. mirbelianum x streblodes





## Meet the 2018 Board of Directors

---

### **President**

Maria Wood

### **Vice President**

Carlos Ochoa

### **Treasurer**

Donna Taylor

### **Secretary**

Rossy Ochoa

### **Trustees**

Robert Fuchs

Valerie Leonard

Cherri Price

Leila Werner

David Schaffter

Eduardo Marcellini

Idia Macfarlane

### **Immediate past President**

Kim Belisle

**HAPPY BIRTHDAY** to our April members:

Buck Buckley

Rossy Ochoa

Caitlin Macfarlane

**Annual Membership Dues**

**\$25.00 Individual**

**\$35.00 Couples**

**Mail your check to:**

**Donna Taylor**

**9975 SW 196 St**

**Cutler Bay, FL 33157**

The society is planning to print tee shirts.  
More information to come.

**WELCOME!!!**

**EEOS New Members 2018**

**Judy and Wayne Congdon**

**Barbara and Bill Gratzke**



## **Attention Attention**

**There will be no Silent Auction in April or May!!!**

---

Thank you, thank you, for all those who brought goodies to eat - Quite an assortment!

Rossy Ochoa - carrot cake

Carlos Ochoa - chicken wings

Chris Houk - caramel cake and iced tea

Karon Buckley - assorted sodas

Gene Simmons - "famous homemade" apple pie

Alex Bristol - pizza

Tere Camacho - Flan

Rita West - macaroons and rice crispy treat

Cynthia Stone - snack tray

Robert Burr - baked beans

Robin Burr - candied yams

Yadel Guia - pizza

Yeni Hayes - cookies


Leila Werner - chocolate cake

Erna Maxwell - homemade apple coffee cake


Diann McMillian - assorted cold cuts


**We are looking for sponsors for our October show. Please talk to Kim Belisle if you want to approach businesses or individuals for sponsor ships.**



 **MIAMI-DADE COUNTY**  
official sponsor of the Miami-Dade County Department of Cultural Affairs, the Cultural Affairs Council, the Mayor, and the Board of County Commissioners.



The East Everglades Orchid Society acknowledges participation support from the Homestead Center for the Arts and the Miami-Dade County Department of Cultural Affairs in their association with the projects for which grant funds were received.





# Exotic Orchids in a Lush Tropical Setting

Visit R.F. Orchids,  
South Florida's oldest  
and most prestigious  
orchid firm, for the  
finest selection of  
quality orchids in town.  
Exquisite gifts, stunning  
floral arrangements and  
more await you in our  
tropical paradise.



**r.f.**  
*Orchids, Inc.*

28100 SW 182 Ave. | Homestead FL 33030  
T: 305-245-4570 | F: 305-247-6568 | [www.rforchids.com](http://www.rforchids.com)